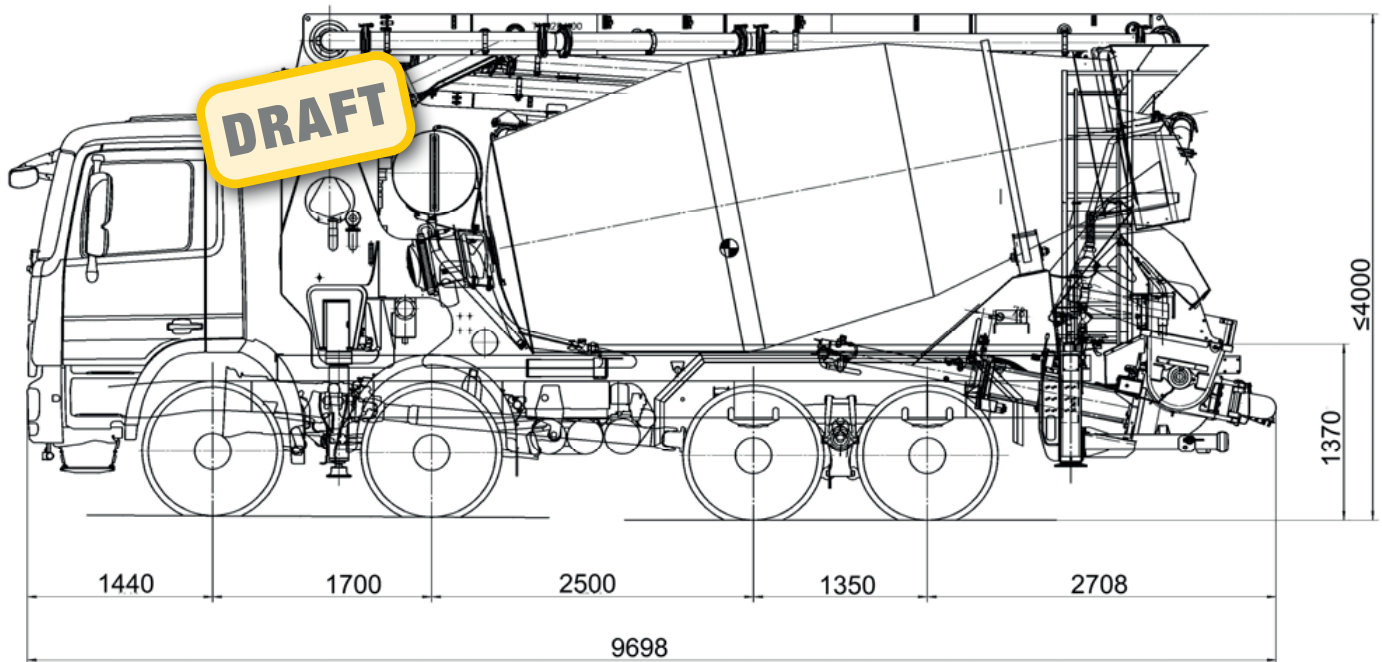


PUMI®

Truck-mounted concrete pump with mixer

28-4.79 S

Italy Edition



Note: Standard version. Subject to technical modifications and errors.
 Dimensions in mm, for example MB-Arocs and PUMI S., illustration may differ.
 Dimensions depending on the vehicle and pump type (see adjacent table).
 Pictures contain optional equipments.

Technical data

Boom TMM 28-4		
Number of arms		4
Reach height	m	27.8
Horizontal reach	gross	m 24.0
	net	m 21.8
Reach depth max.	m	18.9
Unfolding height	m	6.5
End hose length	m	3
Folding system		Z fold (Z)
Delivery line		DN 125 – 5,5

System S		TMP 1007 S	
Delivery cylinder	Ø mm	230	
Stroke	mm	1000	
Standard: Drive piston side			
Output	m ³ /h	70	
Delivery pressure	bar	75	
Strokes	1/min.	28	
Optional: Drive rod side			
Output	m ³ /h	92	
Delivery pressure	bar	51	
Strokes	1/min.	37	

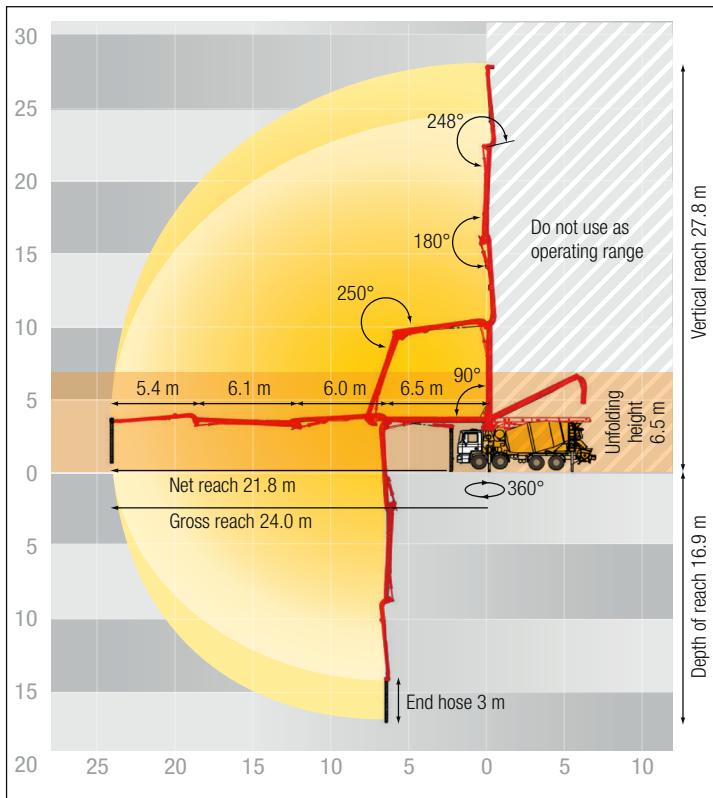
Truck mixer 9 cbm		
Nominal capacity	m ³	9
Total volume	m ³	13.9
Filling ratio	%	65
Drum speed	rpm	1 – 14
Water tank	l	700

Maximum outputs of 92 m³/h and maximum concrete pressures of 75 bar may be achieved, depending on the equipment of the machine.

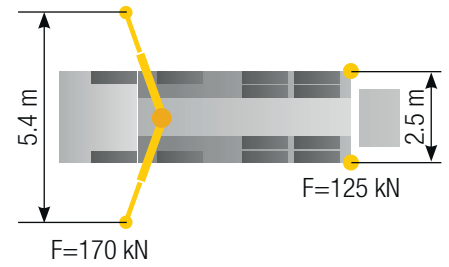
It is not possible to achieve maximum outputs and maximum concrete pressures simultaneously.

All data maximum theoretical.

Reach information diagram



Support



Delivery scope standard equipment

Support

ESC (Ergonic Setup System) with full support
 Support plates (4x), in 2 magazines
 Support legs front (T 5,4), rear (T 0)

Mixer

Truck mixer 9 m³, for dry concrete
 Water pump, Travaini
 Water meter 4 m³/h
 Mixer drum with 4 end spiral metal sheets
 Second drip ring on mixer drum
 Mixer discharge automatically, level indicator controlled
 Wear plates for filling and discharge hopper and slewable chute
 Chute, foldable; adjustment hydraulic-electrical
 Extensions chute, steel (2x)
 Second manhole opening with additional mixer drum adjustment
 High pressure of mixer, display on manometer (Ø 63 mm)

Control System

Ergonic 1 control system
 Radio remote control, with display
 Cable remote control, with 25 m cable
 Electric control box incl. Ergonic diag. Interface, with display
 EMC (Ergonic Mixer Control), via radio remote

EOC (Ergonic Output Control)
 EPS (Ergonic Pump System)

Core Pump / Hopper

Delivery piston "Longlife"
 Delivery cylinder, chrome-plated
 Hopper grid
 Central lubrication hopper, electrically
 Compressed air connection, rear
 Rubber collar on concrete hopper
 Hinged elbow with cleaning port
 Wash-out port lid with locked slide pin
 Agitator rotation automatic, dep. on pump direction
 Agitator, controllable via remote control or local
 Agitator active while driving on jobsite
 Mushroom button for hopper vibrator, black
 Mushroom button for horn, yellow
 Vibrator, radio remote/local controlled

Cleaning

Water tank 700 l
 Cleaning hose 8 m + 2 m incl. bracket and nozzle
 Connection for water tank filling, both-sided
 Faucet below the water tank
 Step for hopper cleaning, foldable

Delivery Line

Delivery line (1-layer) DN125
 End hose 3 m DN125

Safety

Platform for cleaning with drop guard
 Agitator safety switch off (RFID)
 Hopper cover, rubber
 Underrun protection, rear side
 Warning signal, boom not in cradle
 Towing eye

Lighting

Working light to illuminate hopper, mounted
 Hand working light, portable
 Marker lamps lateral and rear side, LED
 Rear lights and license plate lighting (LED), integrated in underrun protection

Extras

Paintwork Putzmeister Standard
 Operating instruction and spare parts manual (1x paper, 1x CD-ROM)
 Tool kit incl. standard equipment
 Deposition tray + stanchions, left, for 5 m hoses
 Putzmeister Machine Cockpit 4.0

Please refer to our offer for the complete standard scope of delivery as well as the optional equipment options.