



**Putzmeister**



# Uncompromising peak performance – the 60-metre class

BSF 65-6 and BSF 67-5 – maximum reach, minimum space requirements

Highlights

# THE 60 M CLASS

MORE REACH  
FULL FLEXIBLE SUPPORT

ERGONIC® 3

MADE BY  
PUTZMEISTER

**#1**

SUPPORT –  
FLEXIBLE SETUP.  
RELIABLE IN USE.

**#2**

BOOM –  
MAXIMUM REACH.  
PRECISE MOVEMENT.

**#3**

ERGONIC® 3 –  
INTUITIVE CONTROLS.  
COMPLETE CONTROL.

**#4**

CONSTRUCTION SITES –  
FLEXIBLE IN USE.  
STRONG IN RESULTS.

**#5**

SAFETY –  
SAFETY FOR MACHINE OPERATORS.  
PROTECTING YOUR INVESTMENT.

Substructure & Support



# FULL FLEXIBLE TRDV

**FLEXIBLE SETUP.  
RELIABLE IN USE.**



# TRDV- SUBSTRUCTURE

**EXCLUSIVE TO THE 60 M CLASS**

Telescopic and swivelling at the front, with infinitely variable support at the rear – for maximum flexibility when setting up. Even with zero support, a remarkable working range is available. The forces are safely transferred via the support frame. This protects the vehicle.




# SUPPORT iSC / iSA

**INTELLIGENT SUPPORT CONTROL**

Based on the selected support configuration, the system calculates the boom's safe working range in real time.

This takes into account various parameters, including the weight of the concrete, as well as other influencing factors – ensuring safe working conditions in all circumstances.





# TWO BOOMS – ONE BIG GOAL

## MAXIMUM REACH. PRECISE MOVEMENT.



The RZ folding system provides the ideal compromise between R and Z folding.

Simple and cost-effective where it makes sense – complex and versatile where the greatest benefits are to be found. For maximum adaptability combined with high efficiency.

Thanks to its **clever design, no special cab is required** – making machine configuration easier and improving cost-effectiveness.

# iBC


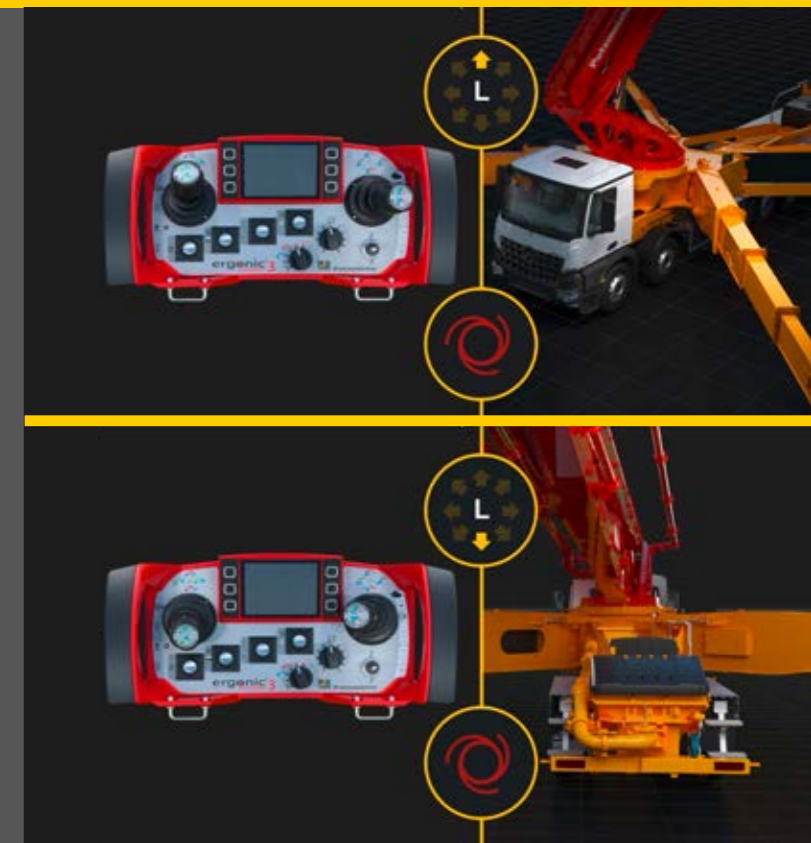
## USER-FRIENDLY OPERATION

The standard iBC control system enables automatic, collision-free folding and unfolding of the boom and ensures smooth, precise movements thanks to active damping.

All boom functions can also be operated using a one-hand control. Individually adjustable speeds for boom sections and the slewing mechanism, as well as lockable boom segments, enhance control and safety on construction sites.

The BSF 65-6 and BSF 67-5 differ in the number of boom segments.

The **6 segments boom design**, featuring an additional **90° joint**, offers decisive advantages for **concrete pouring at great heights** – ensuring precise work right down to the last detail.





## ERGONOMICS

### EVERYDAY WORK WITHOUT BARRIERS

Every step, every handle and every control is designed to assist the operator. Ergonomic access points provide comfortable and safe access to the hopper and deck. Consistent, high-quality lighting helps to ensure the machine can be set up and operated safely, even in poor lighting conditions.

## ERGONIC® 3

### A CONTROL SYSTEM THAT THINKS FOR ITSELF

Ergonic® 3 ensures a consistent user experience across all Putzmeister products. The menu structure on the remote control and display is virtually identical, with the most important functions logically grouped and easily accessible.



ergonic®  
inside 3



### CONTROLS – INTELLIGENTLY DESIGNED AND THOUGHTFULLY POSITIONED

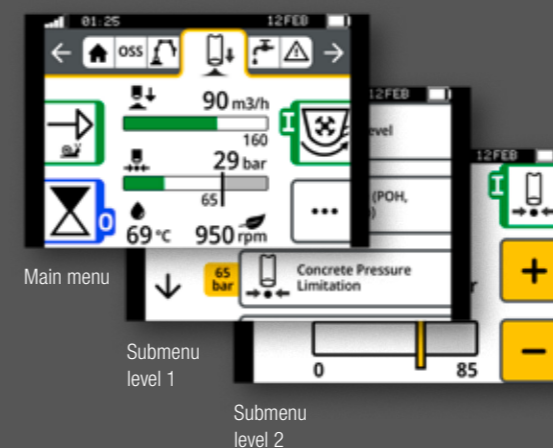
Just one example among many is the lowered levers and a well-protected keypad with a cover. When setting up the machine, the operator can choose whether to use the levers or the keys – it is even possible to switch between them whilst the machine is being set up. The control cabinet is easily accessible within the support leg. The display is positioned in an optimal location on the toolbox.

### TOP FEATURES

- # Wide, safe walkways and directly accessible controls
- # Lighting for safety even in low-light conditions
- # High occupational safety standards in accordance with relevant regulations
- # Support mechanism selectable via lever or keypad; can be changed at any time
- # Intelligent control software with intuitive operation
- # Display with robust cover and USB port in an optimal position

### STAYING ON TOP OF THINGS – IN ANY SITUATION

- # The “static” menu bar guides users through the menu – with no chance of “getting lost”.
- # Neatly and intuitively arranged functions.
- # Simple menu structure with a maximum of two submenu levels.
- # Main menu with all standard functions and additional details in submenus.



### Consistent concept on all “switching centres”

- # The menu structure is nearly identical on the remote control and the graphic display.
- # Hardware and software are perfectly matched at all operating positions.
- # The same intuitive operation on all Putzmeister products – without requiring a lot of training.



The additional screen on the control cabinet uses the same concept and offers a variety of information, settings and options.



Wide range of applications



# BSF 65-6 BSF 67-5

**FLEXIBLE IN USE.  
STRONG IN RESULTS.**


## INDUSTRIAL FOUNDATIONS

A reach of over 60 metres and an iLS pump – for large areas and challenging concrete.



## CITY CENTRE

Flexible support with iSC – maximum working range in a minimum of space.



## BUILDING CONSTRUCTION / BRIDGE CONSTRUCTION

iBC and 6 boom segments ensure freedom of movement and precision during concrete pouring on ceilings.

# PROTECTING YOUR INVESTMENT SAFETY FOR WORKERS

## COMPLIANCE WITH STANDARDS IS THE BASIS

Putzmeister complies with all applicable safety standards and regulations – consistently and without compromise.



## SAFETY CONSISTENTLY IMPLEMENTED

In addition, a wide range of optional assistance and monitoring systems are available to further enhance the operator's active safety – depending on the application, region and requirements.

**More support in everyday operations.  
Greater safety in complex situations.**




## SAFETY HOOK FOR MAINTENANCE WORK

Increases the safety of the service technician when working on the machine.

## DETAILS THAT MATTER IN AN EMERGENCY

It is often not the major features, but the well-thought-out details that make all the difference at the crucial moment – for the machine operator, the construction site and the investment. A safety concept you can rely on in the field.



## SAFETY CHAIN FOR CLEANING PINS

Improves road safety and protects vehicles behind.



## BOOM POSITION SWITCH WITH WARNING FUNCTION

Protection against collisions during transport and passage.



## REMOTE CONTROL HOLDER WITH SIGNAL

Reduces the risk of loss and avoids unnecessary replacement costs.

## Core pump & drive technology


# 19 iLS

## CORE PUMP FOR HIGH PERFORMANCE AND LONG-LASTING USE



### Packs a real punch for big jobs

The 60 m class is powered by a 19 iLS core pump – a true work-horse capable of high output volumes and long working days. The large cylinder diameter means a greater volume of concrete per stroke, reducing the number of strokes required. This translates to less wear and tear, a smoother pumping process, and reduced strain on the boom and vehicle. The combination of free-flow hydraulics, optimised switching behaviour and intelligent control ensures efficient, material-friendly pumping.



Type	Output m <sup>3</sup> /h	Pressure bar	Stroke mm	Cylinder Ø mm	Strokes/ min
19 iLS	150	85	2100	250	24

### TOP FEATURES

- # Up to 150 m<sup>3</sup>/h at 85 bar
- # The most durable core pump on the market
- # Virtually no leakage/stroke compensation
- # Fewer strokes thanks to large cylinder volume
- # Heavy-duty construction for the most demanding tasks
- # Lower service, maintenance and operating costs
- # Extended service life of wear parts
- # Smooth pumping action, reduced vibrations on the boom and chassis
- # Simplified operation and maintenance

## EOC & sustainability



# EOC

## EFFICIENCY THAT PAYS OFF

### TOP FEATURES

- # With EOC: Engine speed matched to the delivery rate
- # Significant fuel savings (depending on application)
- # Reduced noise emissions on site
- # Free-flow hydraulics with high-quality oil and low maintenance requirements
- # Optimised pump geometry for demanding concrete mixes

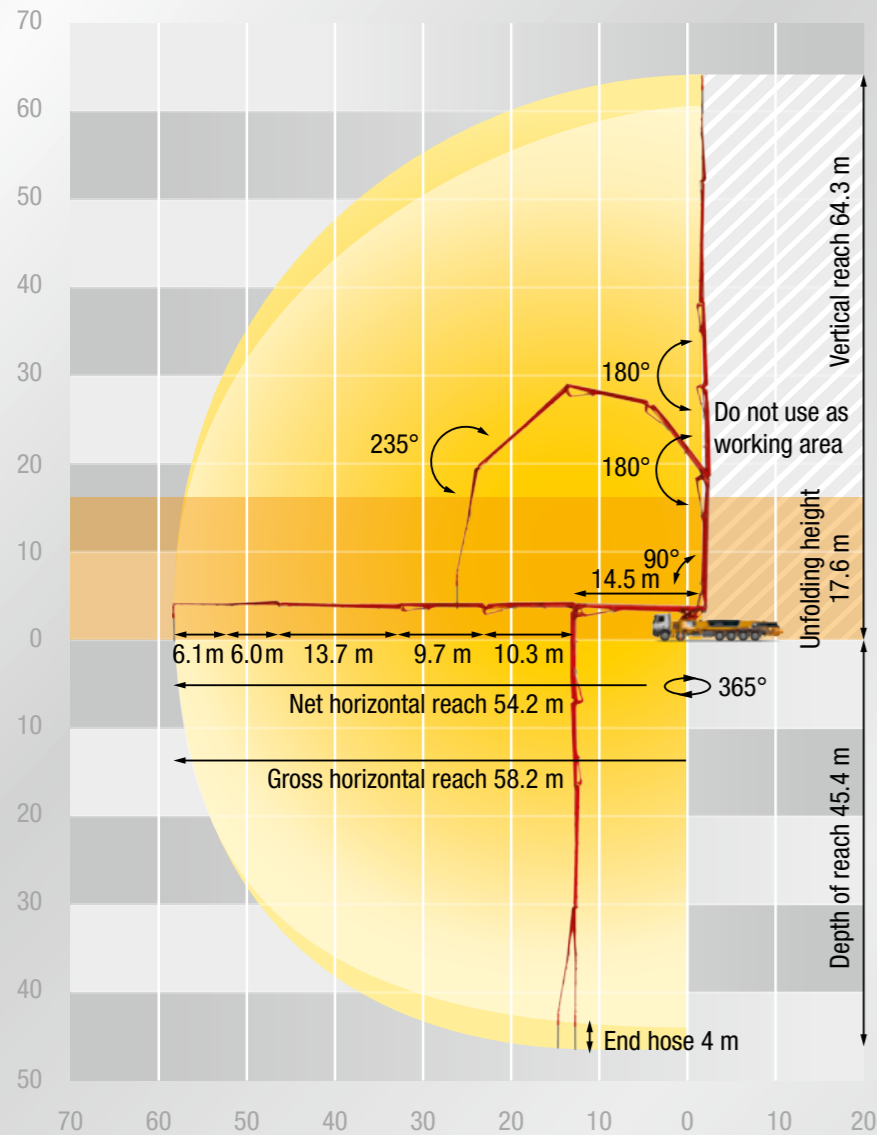
The hydraulic and control systems of the 60 m class are designed to strike an optimal balance between performance and fuel consumption.

With EOC (Ergonic® Output Control), the engine speed is adjusted to the required flow rate – reducing fuel consumption, noise and wear.

At the same time, the optimised pump geometry and improved sealing systems ensure better suction conditions and lower oil consumption.

# Technical data BSF 65-6

# Technical data BSF 67-5



## Placing boom

<b>Folding type</b>	6-arm RZ folding
<b>Vertical reach</b>	64.3 m
<b>Horizontal reach</b>	58.2 m gross
<b>Reach depth</b>	45.4 m
<b>Unfolding height</b>	17.6 m
<b>Length end hose</b>	4 m
<b>Delivery lines</b>	DN 125, max. 85 bar
<b>Slewing range</b>	365°

## Support width

<b>Standard front</b>	11.5 m
<b>Standard rear</b>	13.3 m
<b>iSC front</b>	2.6 – 11.5 m
<b>iSC rear</b>	2.6 – 13.3 m

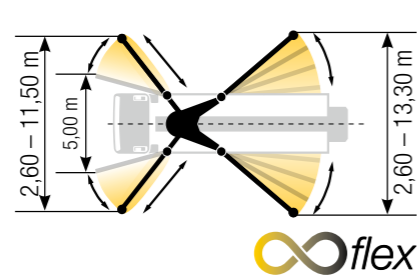
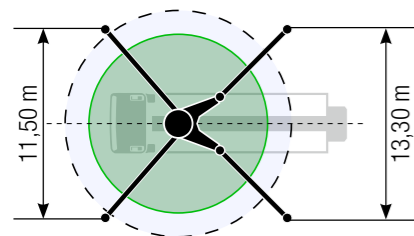
## General

<b>Total length</b>	approx. 16.75 m
<b>Height</b>	< 4.0 m

Note: Standard version. Dimensions and weights vary depending on the vehicle, pump model and specifications.

Standard – Full support

iSC – Flexible support



## Placing boom

<b>Folding type</b>	5-arm RZ folding
<b>Vertical reach</b>	66.2 m
<b>Horizontal reach</b>	60.1 m gross
<b>Reach depth</b>	47.3 m
<b>Unfolding height</b>	17.6 m
<b>Length end hose</b>	4 m
<b>Delivery lines</b>	DN 125, max. 85 bar
<b>Slewing range</b>	365°

## Support width

<b>Standard front</b>	11.5 m
<b>Standard rear</b>	13.3 m
<b>iSC front</b>	2.6 – 11.5 m
<b>iSC rear</b>	2.6 – 13.3 m

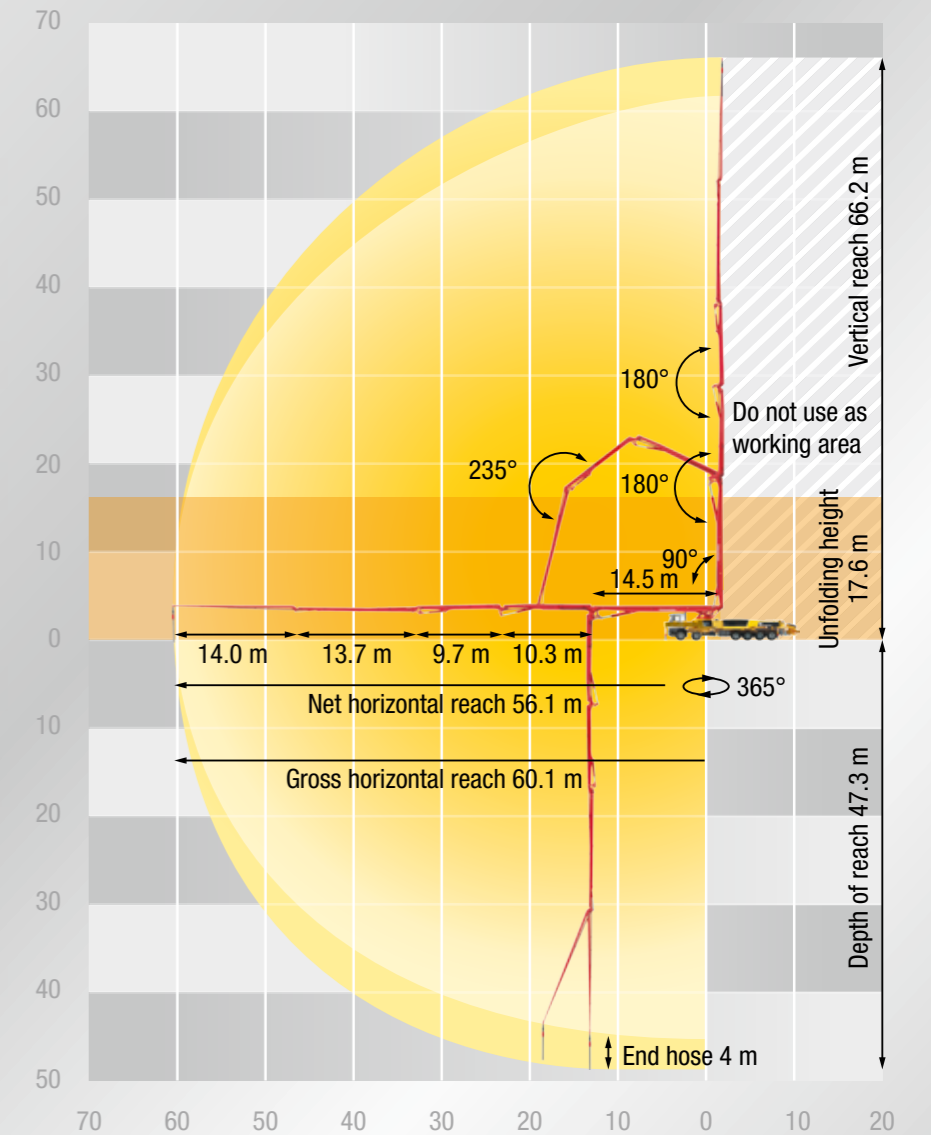
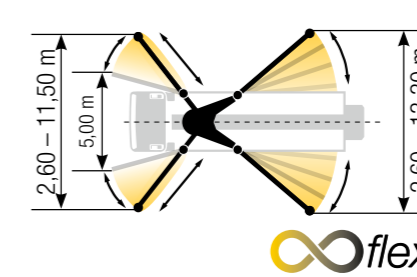
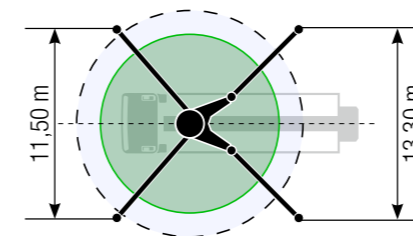
## General

<b>Total length</b>	approx. 16.75 m
<b>Height</b>	< 4.0 m

Note: Standard version. Dimensions and weights vary depending on the vehicle, pump model and specifications.

Standard – Full support

iSC – Flexible support





# ALL THAT IS GOOD PUTZMEISTER SERVICE

**Premium quality and customer proximity**

If your machine is experiencing problems, you have two options: Either the service team can pay you a visit or you can bring your machine to one of our service workshops.

**Original parts for maximum availability**

Needless to say, we only use Putzmeister original parts in our workshops. You can also be certain that all our international Putzmeister partners work according to our high quality standard.

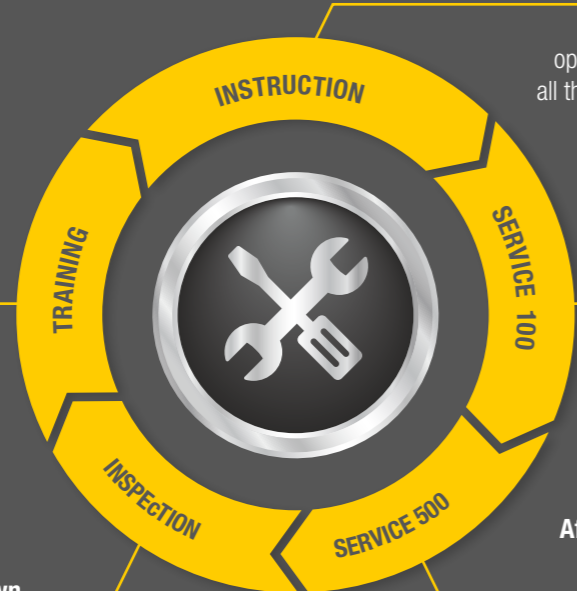
**Our offers for economical working**

**Customer training – benefit from professional knowledge**

Practical learning offers a host of benefits: Your employees will be able to master the machine and all of its special features, use it correctly, reduce operating costs and avoid operating errors.

**Obligatory machine inspection – calculable costs instead of breakdown costs that spiral out of control**

Visual inspection and function check of components for 100% safety. The hydraulic system with the cylinders, electrical system and core pump are also inspected.



**Instruction during product handover – getting things right from the start**

Making sure that you and your machine operators become completely familiar with all the special features and new innovations.

**After-sales service after 100 hours – avoid sources of error**

This after-sales service provides you with a status report for your concrete pump in line with the Putzmeister service plan.

**After-sales service after 500 hours – protecting your investment and retaining value**

Our technical After Sales department is your first port of call for checking the safety and wear of your machine. You will also receive a status report after the check.

# ADDED VALUES

## ADDITIONAL ACHIEVEMENTS WITH PUTZMEISTER




**Efficiency – more output for less input**

- # Putzmeister machines are powerful and reliable
- # Our aim for you: Reducing overall costs/TCO (total cost of ownership)




**Connectivity – the Putzmeister Machine Cockpit**

- # Always keep an eye on real-time data
- # Increased productivity, safety and service
- # Avoid costly downtimes




**Human-machine interface – Putzmeister control technology**

- # Easy troubleshooting and maintenance
- # Optimum support thanks to intuitive, convenient and safe operation
- # Reduced downtimes and increased efficiency due to fast response to changed parameters



**Service – close to the customer wherever they are in the world**

- # Expert support in more than 120 countries
- # Maximum availability and rapid supply of Putzmeister spare parts
- # Long-term value retention thanks to maintenance offers
- # Efficiency and protection of investments thanks to training at own academy



**Safety – high-end safety concept**

- # Protection of operator and machine
- # Safe working with series equipment, optimisation with additional equipment
- # Safety thanks to easy maintenance and retesting of the machine, hose or boom testing, etc.

# Clear and compact

## ADVANTAGES OF THE 60 M CLASS

- # Support that creates space – and provides safety
- # A boom design that masters complexity, enables precision and gives the operator full control
- # Intuitive controls – designed for everyday use on the construction site
- # Ready for action: a machine that adapts to the construction site – not the other way round
- # Safety designed with foresight – making all the difference when it counts



### Putzmeister Concrete Pumps GmbH

Max-Eyth-Straße 10 · 72631 Aichtal / Germany

P.O.Box 2152 · 72629 Aichtal / Germany

Tel. +49 (7127) 599-0 · Fax +49 (7127) 599-520

pmw@putzmeister.com · www.putzmeister.com

