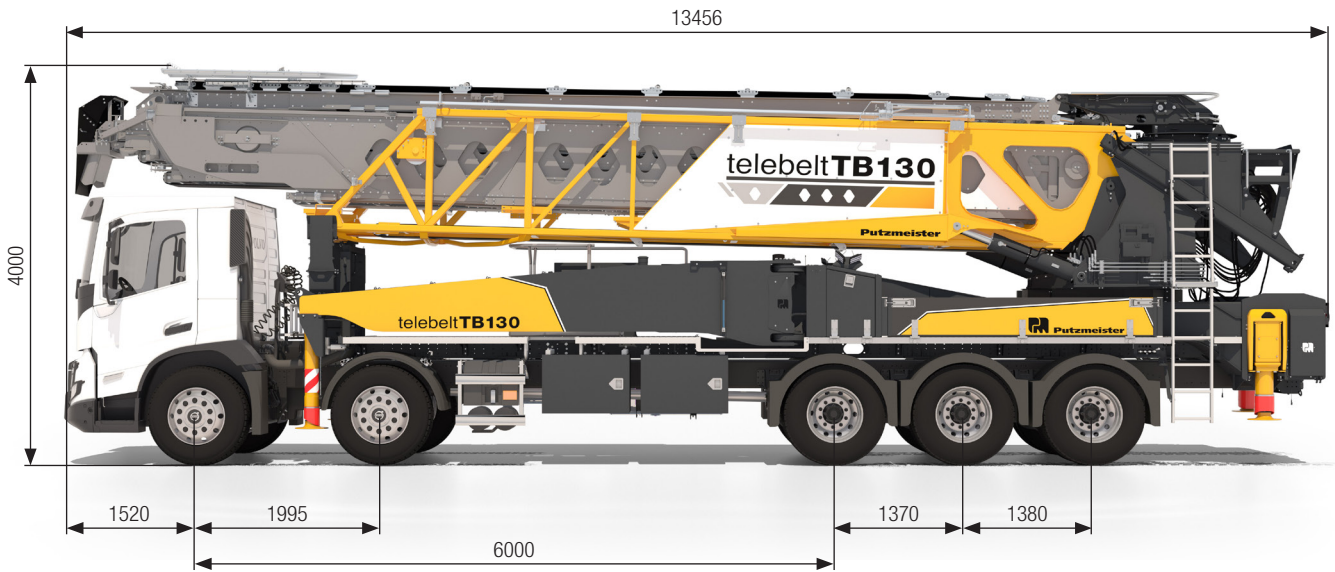


Telebelt **TB 130**

Output up to 275 m³/h

ergonic[®]
inside **3**



Note: Standard version. Dimensions and weights depend on truck and equipment.
Dimensions in mm. Example based on Volvo FMX 500.
For illustration only.

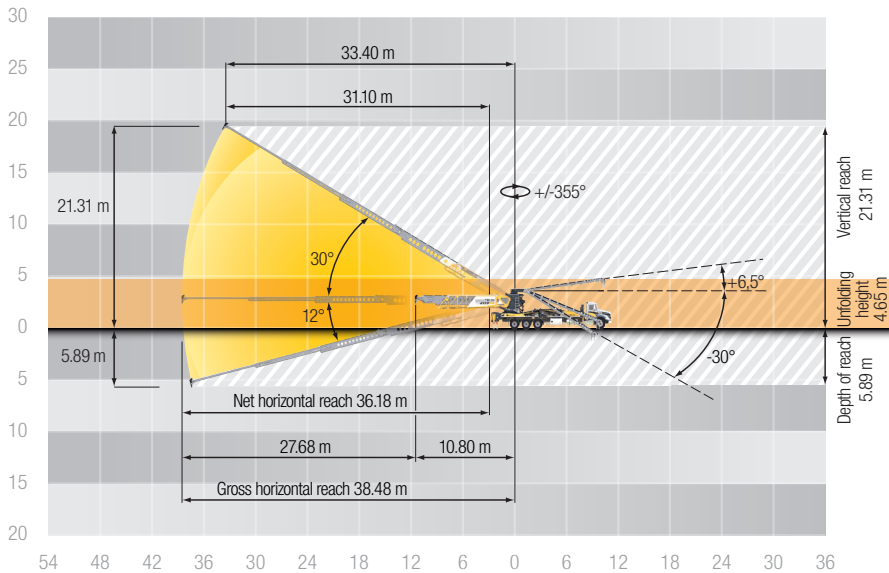
Technical data

Conveyor TB 130		
Number of sections		5
Conveyor horizontal reach at 0°	m	38.56
Conveyor horizontal reach at 30°	m	33.40
Conveyor horizontal net reach at 0°	m	36.30
Conveyor belt width	mm	457
Feed conveyor length	m	11.3
Feed conveyor belt width	mm	457
End hose length max.	m	4.57
Discharge height from grade max. at 30°	m	21.31
Discharge height from grade max. at -12°	m	5.88

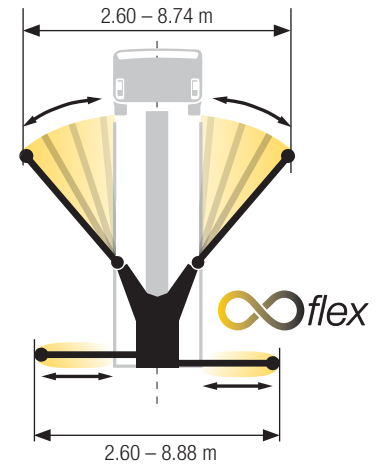
Output at 0°	m ³ /min	4.6
	m ³ /h	275
Outrigger spread left to right front	m	8.74
Outrigger spread left to right rear	m	8.88
Outrigger spread front to rear left	m	8.82
Outrigger spread front to rear right	m	9.22

All data maximum theoretical.

Reach information diagram



Support



Delivery scope series

Feeder

- Folding feeder hopper including steel grate
- Emergency stop of feeder
- Switch for horn, on feeder
- 360° feeder conveyor rotation
- Single-section independent hydraulic feed conveyor
- Feed conveyor bracket for job site travel
- 18" (457 mm) 3-ply continuous nylon cord vulcanized spliced belt
- Spring-tensioned carbide scraper system on feeder conveyor

Boom

- Tremie 8" (200 mm)
- Tremie 12" (305 mm)
- 15' (4,57 m) end hose
- Central boom lubrication, electrically
- 18" (457 mm) 3-ply continuous nylon cord vulcanized spliced belt
- Spring-tensioned carbide scraper system on main conveyor
- 130 = 1-section steel & 4-section aluminum
- Sealed roller bearings
- 355° in both directions for main conveyor rotation
- Belt tension system with jack set

Control systems

- EOC 2.0 (Ergonic Output Control)
- Ergonic 3
- Ergonic Grafic Display 9.7" incl. Ergonic diagnosis interface
- Radio remote control with display
- Cable remote control
- ISA (intelligent Setup Assistance)
- Manual control backup for all functions
- Warning signal, boom not in cradle

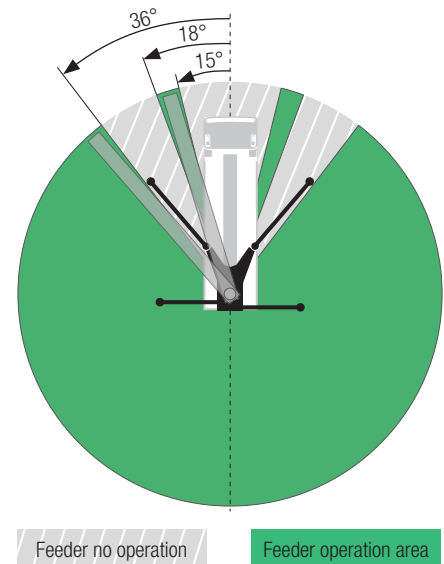
Pedestal and Outriggers

- Hydraulic swing out and lift in the front (Full Flex)
- Hydraulic extend out and lift in the rear (Full Flex)
- Lubrication points on support legs
- Wooden pads w/storage compartments
- Side panel on rear left side, 400 mm
- Steps on the left side to the front deck
- Electric oil cooler with automatic control
- Left rear mounted electrical outlet 24 V
- Slide pads in the front storage area
- Aluminum front and side deck
- Ladder to access inlet for diesel and water tank

Miscellaneous

- Operating instruction and spare parts manual
- Connected Services: Machine Cockpit
- Railing on feeder
- Large platform on top of the turret
- Ladder on left rear side to access turret
- Side-mounted pressurized air supply
- Electrical emergency hydraulic pump (12 V or 24 V)
- High pressure cleaner 140 bar (2000 psi) 10,6 l/min (2,8 gal/min) with 100' hose, hose reel and lance
- Water tank 700 l with inlet on left side
- Water tank valve with addition hose for anti freeze filling
- Lighting of control box, LED
- Control points lighting, LED
- Indicator lights on support legs, front and rear, LED
- Spotlights 4x for illumination support area LED
- Illumination of front storage area
- Transfer gear box

Feeder setup area



Photos and drawings are for illustrative purposes only.

See quotation for exact serial delivery scope.
Comprehensive range of options available on request.